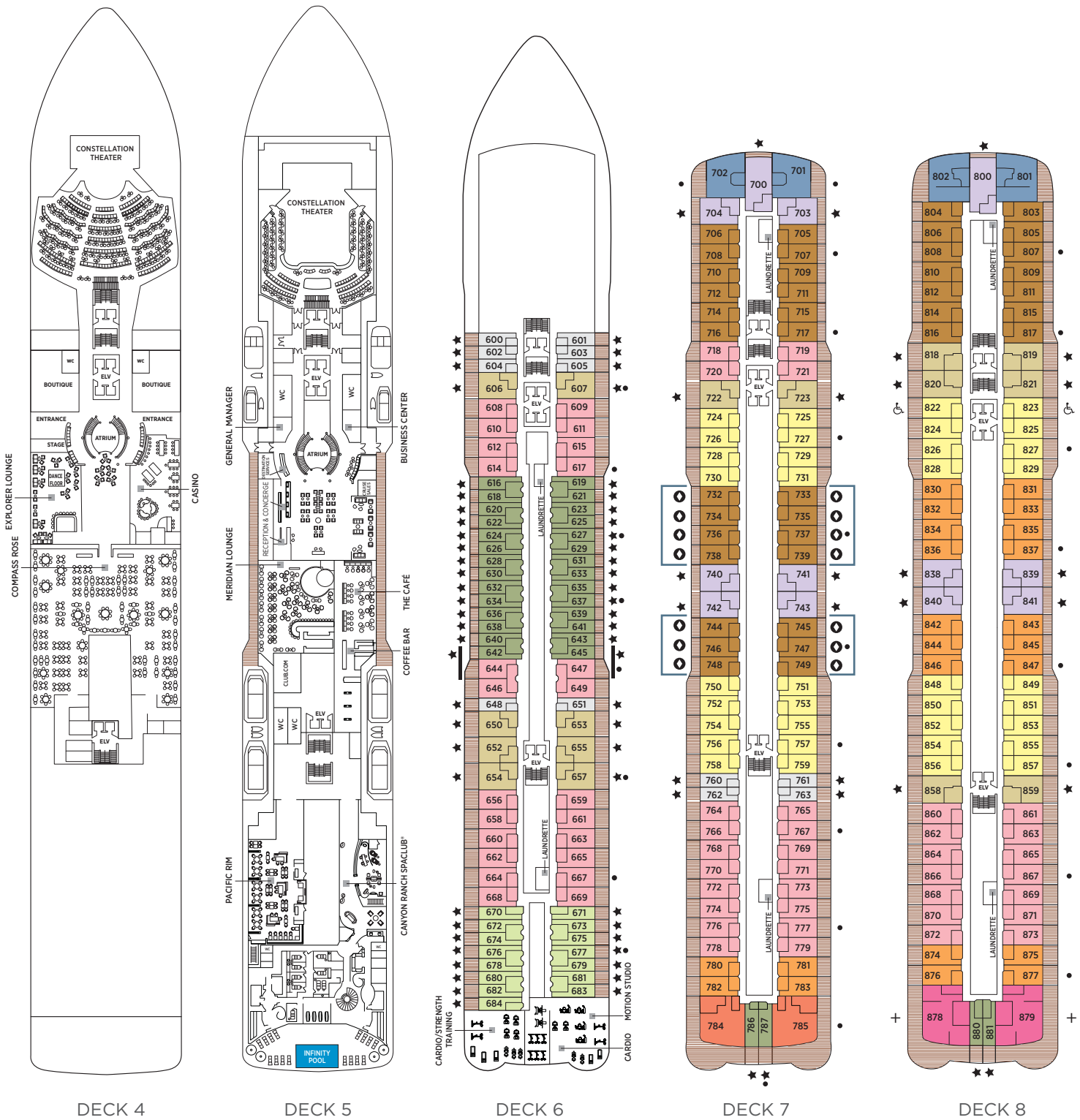


Seven Seas Explorer® DECK PLANS




DECK 4

DECK 5


DECK 6

DECK 7

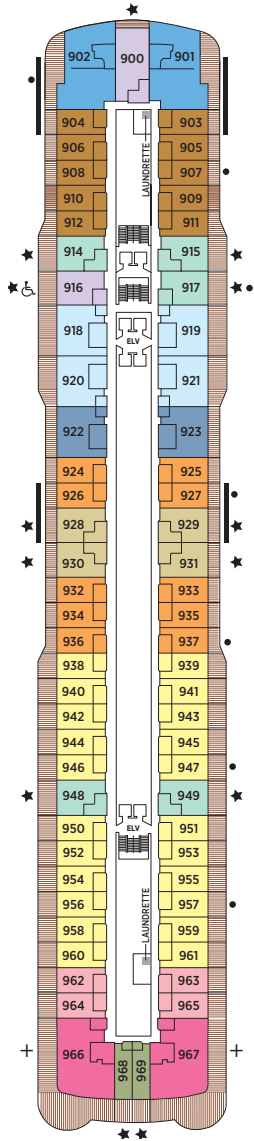
DECK 8

 The following Category F2 suites will be reclassified to Category F1 suites effective with all voyages from January 15, 2017 moving forward:
 732, 733, 734, 735, 736, 737, 738, 739, 744, 745, 746, 747, 748 and 749.

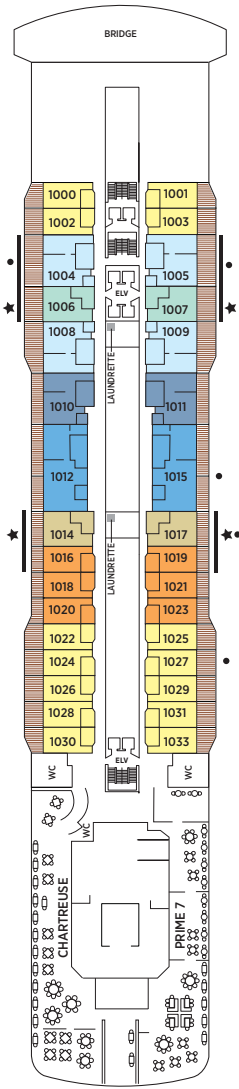
- | | | | |
|-----|------------------|----|----------------------|
| RS | REGENT SUITE | C | PENTHOUSE SUITE |
| MS | MASTER SUITE | D | CONCIERGE SUITE |
| GS | GRAND SUITE | E | CONCIERGE SUITE |
| ES | EXPLORER SUITE | F1 | SUPERIOR SUITE |
| SS1 | SEVEN SEAS SUITE | F2 | SUPERIOR SUITE |
| SS2 | SEVEN SEAS SUITE | G1 | DELUXE VERANDA SUITE |
| A | PENTHOUSE SUITE | G2 | DELUXE VERANDA SUITE |
| B | PENTHOUSE SUITE | H | VERANDA SUITE |



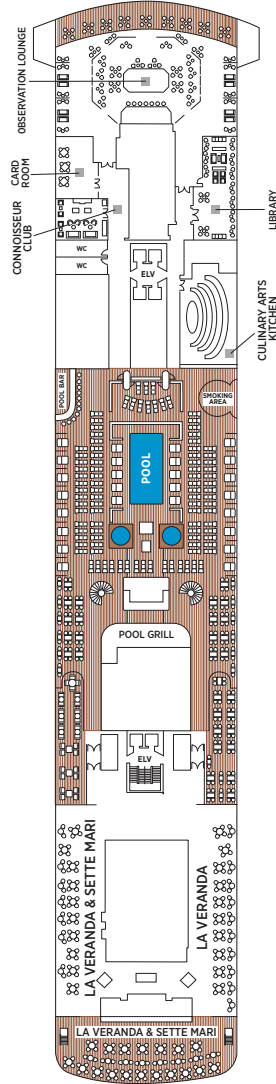
OVERALL LENGTH 735 ft.
 BEAM (WIDTH) 102 ft.
 DRAFT 23 ft.
 GUESTS 750
 OFFICERS European
 CREW 542 International
 GUEST DECKS 10
 GROSS TONNAGE 56,000
 CRUISING SPEED 19.5 Knots
 SHIP'S REGISTRY Marshall Islands




DECK 9



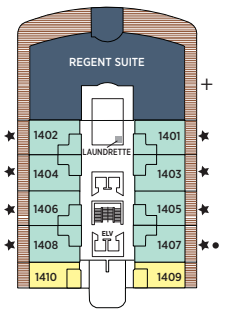
DECK 10



DECK 11



DECK 12



DECK 14

- + 2-bedroom suite accommodates up to 6 guests
- Convertible sofa bed
- ♿ Wheelchair accessible suites 822, 823, and 916 have shower stall instead of bathtub
- Connecting suites
- ★ Bathroom features a glass-enclosed shower instead of bathtub in category A, B, C, G1, G2 and H