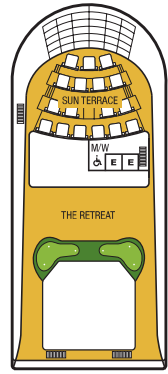
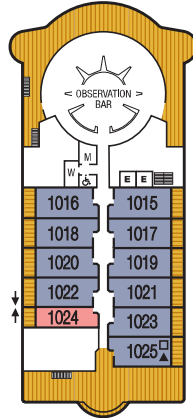


# Seabourn Odyssey Seabourn Sojourn Seabourn Quest

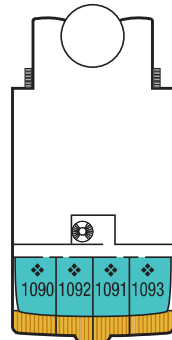
## DECK PLANS



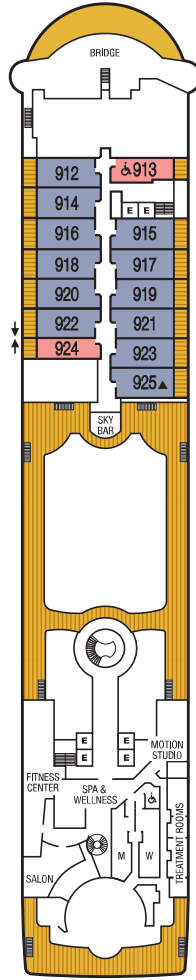
DECK 11



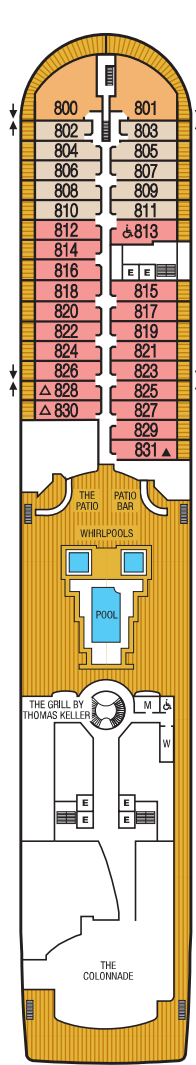
DECK 10



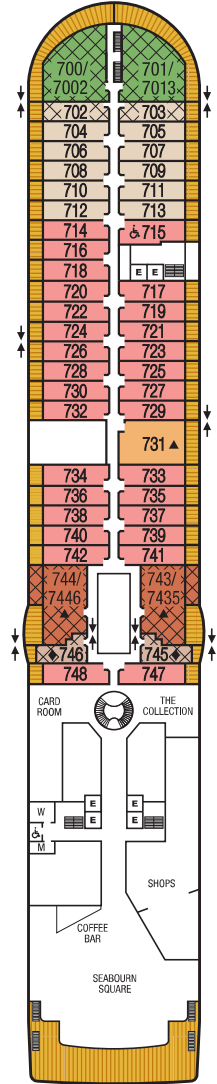
DECK 9



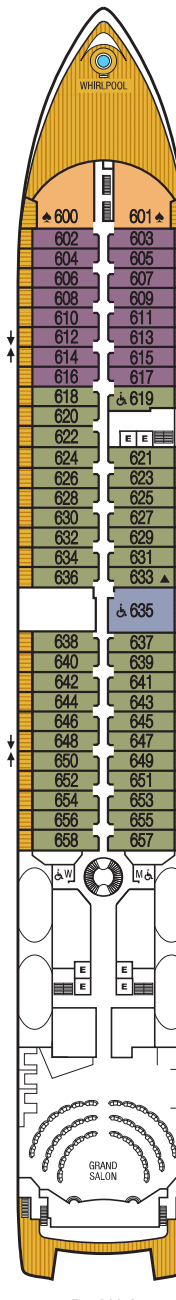
DECK 8



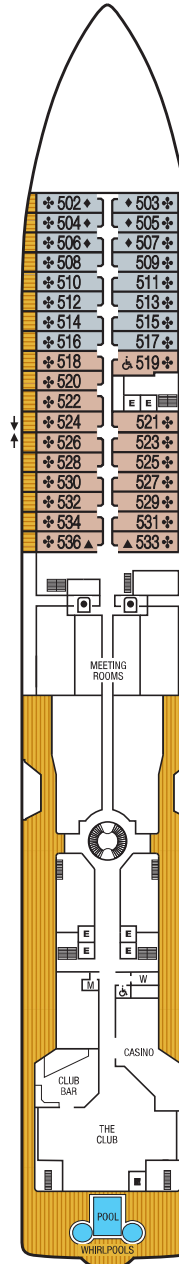
DECK 7



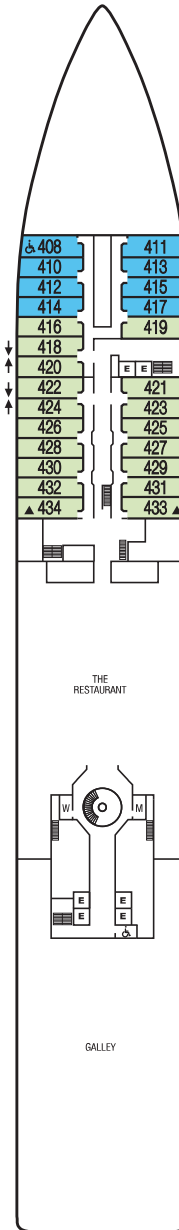
DECK 6



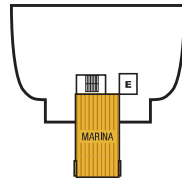
DECK 5



DECK 4



DECK 3



DECK 2

### Connecting Suites

When combining the following suites, their suite numbers change as follows: Suites 701 and 702 become Grand Signature Suite 7002; suites 701 and 703 become Grand Signature Suite 7013; suites 743 and 745 become Grand Wintergarden Suite 7435; suites 744 and 746 become Grand Wintergarden Suite 7446.

**Wheelchair Accessible Suites**  
Suites 408, 519, 619, 635, 715, 813 & 913 are wheelchair accessible—roll-in shower only, wheelchair-accessible doorways. Suite 635 also has a tub.

- ♣ Suites 600 and 601 are subject to noise when anchoring and the veranda railings are part metal and part glass from floor to teak rail.
- △ Suite 828 third guest capacity for Seabourn Sojourn only
- △ Suite 830 third guest capacity for Seabourn Odyssey and Seabourn Quest only
- ▲ Third Guest Capacity Suite
- Elevator

- Self Service Launderette
- ◆ Suites 502–507 and 745–746 have smaller verandas
- Suite 1025 has a partially obstructed veranda view
- ♣ The veranda railings in categories V1 and V2 are part metal and part glass from floor to teak rail
- ❖ Suites 1090, 1091, 1092, & 1093 are only accessible via a staircase

Deck plan shown is for illustration purposes. Seabourn reserves the right to make amendments and changes. Effective 3/26/19.

### SUITE CATEGORIES

GR	WG	SS	OW	PS	PH	V6
V5	V4	V3	V2	V1	A1	A

