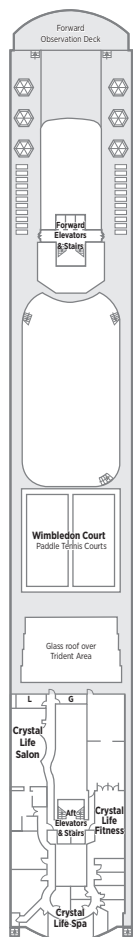



# CRYSTAL SERENITY | DECK PLANS



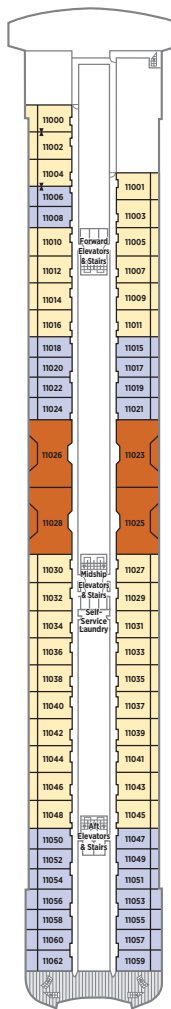
**SUN  
DECK 13**

Crystal Life Fitness  
Crystal Life Salon  
Crystal Life Spa  
Sun Deck  
Wimbledon Court



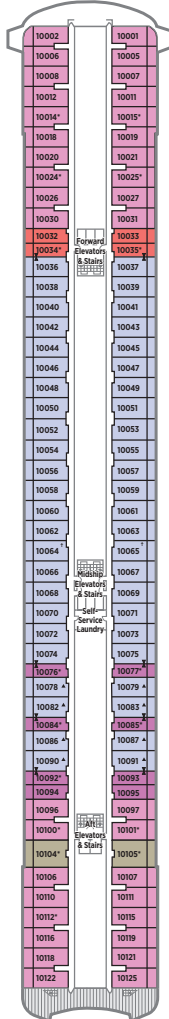
**LIDO  
DECK 12**

Marketplace & Churrascaria Restaurant  
Palm Court  
Scoops Ice Cream Bar  
Seahorse Pool  
Silk Kitchen & Bar  
Sunset Bar  
Trident Grill  
Waves & Fantasia



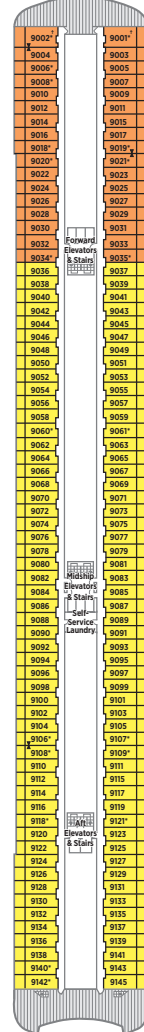
**PENTHOUSE  
DECK 11**

Guest Room Categories CP, PS & PH  
Self-Service Laundry



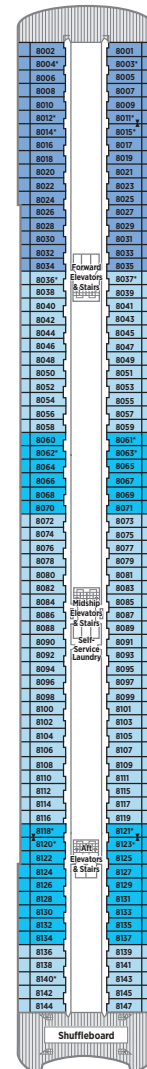
**PENTHOUSE  
DECK 10**

Guest Room Categories SP, PH, SH, P1 & P2  
Self-Service Laundry



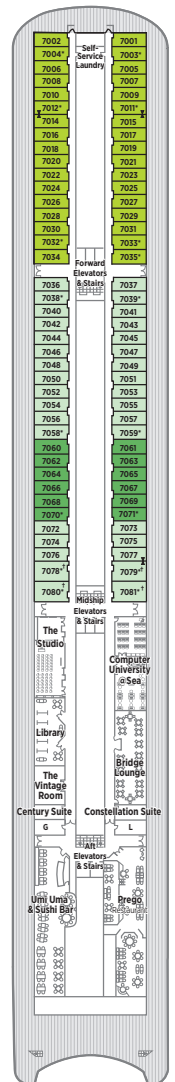
**SEABREEZE  
DECK 9**

Guest Room Categories A1 & A2  
Self-Service Laundry



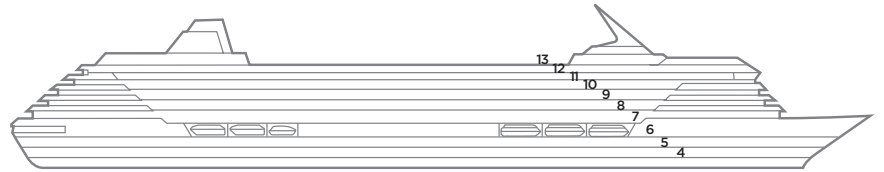
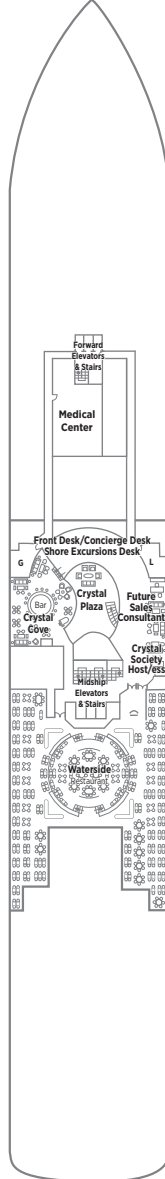
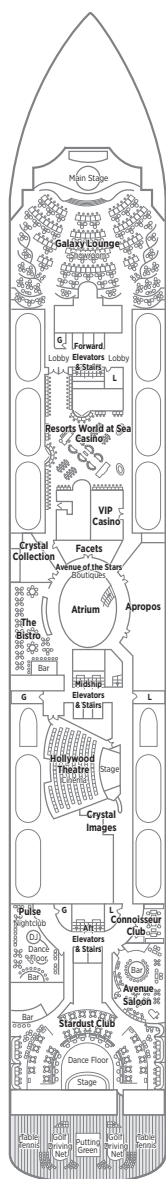
**HORIZON  
DECK 8**

Guest Room Categories B1, B2 & B3  
Self-Service Laundry  
Shuffleboard Courts



**PROMENADE  
DECK 7**

Bridge Lounge  
Computer University@Sea  
Guest Room Categories C1, C2 & C3  
Library  
Prego  
Self-Service Laundry  
The Studio  
The Vintage Room  
Umi Uma & Sushi Bar



Sun Deck.....	13	Seabreeze Deck.....	9	Tiffany Deck.....	6
Lido Deck.....	12	Horizon Deck.....	8	Crystal Deck.....	5
Penthouse Deck.....	11	Promenade Deck.....	7	Excursion Deck.....	4
Penthouse Deck.....	10				

## PENTHOUSE/STATEROOM CATEGORIES

CP   CRYSTAL PENTHOUSE WITH VERANDAH 1,368 SQ. FT. (127.1 SQ. M.)	Penthouse Deck 11
PS   PENTHOUSE SUITE WITH VERANDAH AND THIRD BERTH 549 SQ. FT. (51 SQ. M.)	Penthouse Deck 11
SP   SEABREEZE PENTHOUSE SUITE WITH VERANDAH AND THIRD BERTH 544 SQ. FT. (50.5 SQ. M.)	Penthouse Deck 10
PH   PENTHOUSE WITH VERANDAH AND THIRD BERTH 412 SQ. FT. (38.3 SQ. M.)	Penthouse Deck 11 Penthouse Deck 10
SH   SEABREEZE PENTHOUSE WITH VERANDAH AND THIRD BERTH 412 SQ. FT. (38.3 SQ. M.)	Penthouse Deck 10
P1   P2   A1   A2   B1   B2   B3 DELUXE STATEROOM WITH VERANDAH 267 SQ. FT. (24.8 SQ. M.)	Penthouse Deck 10 Seabreeze Deck 9 Horizon Deck 8
C1   C2   C3   DELUXE STATEROOM WITH LARGE PICTURE WINDOW 213 SQ. FT. (19.8 SQ. M.)	Promenade Deck 7

SH: Slightly limited view 10001, 10002, 10005, 10006

B2: Slightly limited view

C2: Slightly limited view

## SPECIFICATIONS

GUEST CAPACITY..... 980

STAFF TO GUEST RATIO..... 1 TO 1.5

GROSS REGISTERED TONS.....68,870

LENGTH.....820 FT. (250 M.)

WIDTH.....105.6 FT. (32.2 M.)

DRAFT.....24.9 FT. (7.6 M.)

CRUISING SPEED.....MAX 22 KNOTS

\* Third berth available; as well as in Penthouses (PS, PH, SP and SH) with the exception of those designed for guests with disabilities, 10064 and 10065. **Note:** Third berth waiver required. See crystalcruises.com for details.

† Staterooms for guests with disabilities

▶◀ Connecting staterooms

▲ Queen-bed configuration only

### TIFFANY DECK 6

Apropos  
Atrium  
Avenue Saloon  
Connoisseur Club  
Crystal Collection  
Crystal Images  
Facets  
Galaxy Lounge  
Golf Driving Nets  
Hollywood Theatre  
Pulse  
Putting Green  
Stardust Club  
Table Tennis  
The Bistro  
Resorts World at Sea Casino  
VIP Casino

### CRYSTAL DECK 5

Concierge Desk  
Crystal Cove  
Crystal Plaza  
Crystal Society Host/ess  
Front Desk  
Future Sales Consultant  
Medical Center  
Shore Excursions Desk  
Waterside Restaurant



### CRYSTAL PENTHOUSE WITH BUTLER SERVICE



1,368 SQ. FT. (127.1 SQ. M.) WITH VERANDAH

#### CP

- ◆ Large private verandah and custom stone foyer floor
- ◆ Spacious living room
- ◆ Separate den with full-size sleeper sofa, TV, and closet plus separate dining area with ocean view and binoculars
- ◆ Complimentary wine plus choice of spirits from set menu upon embarkation
- ◆ Two TVs
- ◆ iPod docking stations and cordless phone
- ◆ Complimentary unlimited Wi-Fi
- ◆ Guest bathroom with shower
- ◆ Butler's pantry with refrigerator and espresso-cappuccino machine
- ◆ Large bedroom with queen-size bed or twin beds with sumptuous bedding
- ◆ Master bath featuring a television, Duravit spa flotation tub with ocean view, and state-of-the-art shower with customized shower direction and a heated bench, plus bidet
- ◆ Master walk-in custom closet with illuminated rods and custom shelving and security safe
- ◆ Sophisticated one-touch lighting and surround-sound system and "Do Not Disturb" electronic doorbell
- ◆ A total of two private car and driver transfers per voyage from/to the designated airport in the port city for embarkation and disembarkation or transfers to/from other locations within 100 miles of the port city for embarkation/disembarkation\*

#### ADDITIONAL COMPLIMENTARY CRYSTAL PENTHOUSE AMENITIES

- ◆ Attentive butler service
- ◆ Free in-suite phone usage (Two hours per cruise/per room)
- ◆ Free pressing, laundry and dry cleaning
- ◆ Unlimited complimentary specialty restaurant dining (by reservation, based on space availability)\*\*



### PENTHOUSE SUITE WITH BUTLER SERVICE


549 SQ. FT. (51 SQ. M.) WITH VERANDAH

#### PS

- ◆ Private verandah
- ◆ Spacious living area
- ◆ Dining area
- ◆ Complimentary wine plus choice of spirits from set menu upon embarkation
- ◆ Two TVs
- ◆ Sophisticated one-touch lighting system
- ◆ "Do Not Disturb" electronic doorbell
- ◆ Complimentary unlimited Wi-Fi
- ◆ Separate bedroom area
- ◆ Vanity in bedroom
- ◆ Queen-size bed or twin beds with sumptuous bedding, and third berth
- ◆ Full Jacuzzi bathtub
- ◆ Separate shower
- ◆ Bidet
- ◆ Walk-in closet
- ◆ Refrigerator
- ◆ Security safe
- ◆ Binoculars

#### ADDITIONAL COMPLIMENTARY PENTHOUSE SUITE AMENITIES

- ◆ Attentive butler service
- ◆ Free in-suite phone usage (One hour per cruise/per room)
- ◆ Complimentary pressing service
- ◆ Unlimited complimentary specialty restaurant dining (by reservation, based on space availability)\*\*



### SEABREEZE PENTHOUSE SUITE WITH BUTLER SERVICE

544 SQ. FT. (50.5 SQ. M.) WITH VERANDAH

#### SP

- ◆ Private verandah
- ◆ Spacious living area
- ◆ Queen-size bed or twin beds with sumptuous bedding and third berth
- ◆ Large luxury shower with body jets
- ◆ Walk-in closet
- ◆ TV
- ◆ Complimentary welcome bottle of champagne upon arrival
- ◆ Complimentary wine plus choice of spirits from set menu upon embarkation
- ◆ Refrigerator
- ◆ Binoculars
- ◆ "Do Not Disturb" electronic doorbell

#### ADDITIONAL COMPLIMENTARY SEABREEZE PENTHOUSE SUITE AMENITIES

- ◆ Attentive butler service
- ◆ Free in-suite phone usage (One hour per cruise/per room)
- ◆ Complimentary pressing service
- ◆ Unlimited complimentary specialty restaurant dining (by reservation, based on space availability)\*\*





## PENTHOUSE WITH BUTLER SERVICE

412 SQ. FT. (38.3 SQ. M.) WITH VERANDAH

### PH

- ◆ Private verandah
- ◆ Sizeable living area
- ◆ Complimentary wine plus choice of spirits from set menu upon embarkation
- ◆ Queen-size bed or twin beds with sumptuous bedding, and third berth
- ◆ Vanity in dressing area
- ◆ TV
- ◆ Sophisticated one-touch lighting system
- ◆ "Do Not Disturb" electronic doorbell
- ◆ Complimentary unlimited Wi-Fi
- ◆ Full Jacuzzi bathtub
- ◆ Vanity in dressing area
- ◆ Separate shower
- ◆ Walk-in closet
- ◆ Refrigerator
- ◆ Security safe
- ◆ Binoculars

### ADDITIONAL COMPLIMENTARY PENTHOUSE AMENITIES

- ◆ Attentive butler service
- ◆ Complimentary pressing service
- ◆ Unlimited complimentary specialty restaurant dining (by reservation, based on space availability)\*\*



## SEABREEZE PENTHOUSE WITH BUTLER SERVICE

412 SQ. FT. (38.3 SQ. M.) WITH VERANDAH

### SH

- ◆ Private verandah
- ◆ Spacious living area
- ◆ Shared entryway to connect two Seabreeze Penthouses
- ◆ Queen-size bed or twin beds with sumptuous bedding and third berth
- ◆ Large luxury shower with body jets
- ◆ Walk-in closet
- ◆ TV
- ◆ Complimentary welcome bottle of champagne upon arrival
- ◆ Complimentary wine plus choice of spirits from set menu upon embarkation
- ◆ Refrigerator
- ◆ Binoculars
- ◆ "Do Not Disturb" electronic doorbell

### ADDITIONAL COMPLIMENTARY SEABREEZE PENTHOUSE SUITE AMENITIES

- ◆ Attentive butler service
- ◆ Complimentary pressing service
- ◆ Unlimited complimentary specialty restaurant dining (by reservation, based on space availability)\*\*

SH: Slightly limited view  
10001, 10002, 10005, 10006



## DELUXE STATEROOM WITH VERANDAH

267 SQ. FT. (24.8 SQ. M.) WITH VERANDAH

### P1 | P2 | A1 | A2 B1 | B2 | B3

- ◆ Private verandah
- ◆ Spacious living area
- ◆ Soft leather sofa in seating area
- ◆ Queen-size bed or twin beds with sumptuous bedding
- ◆ Complimentary select beer, wine and spirits upon request
- ◆ TV
- ◆ "Do Not Disturb" electronic doorbell
- ◆ Full bathtub/shower combination
- ◆ Refrigerator
- ◆ Security safe

P2: Forward | A2, B3: Forward | B2: Slightly limited view



## DELUXE STATEROOM WITH LARGE PICTURE WINDOW

213 SQ. FT. (19.8 SQ. M.)

### C1 | C2 | C3

- ◆ Soft leather sofa in seating area
- ◆ Queen-size bed or twin beds with sumptuous bedding
- ◆ Complimentary select beer, wine and spirits upon request
- ◆ TV
- ◆ "Do Not Disturb" electronic doorbell
- ◆ Full bathtub/shower combination
- ◆ Refrigerator
- ◆ Security safe

C2: Slightly limited view | C3: Forward



## PENTHOUSES / STATEROOMS FEATURE

- ◆ COMPLIMENTARY UNLIMITED WI-FI
- ◆ STATE-OF-THE-ART TELEVISION/S WITH ON DEMAND MOVIES
- ◆ COMPLIMENTARY SOFT DRINKS AND BOTTLED WATER IN ROOM
- ◆ REFRIGERATOR
- ◆ SECURITY SAFE
- ◆ HAIR DRYER
- ◆ ETRO BATHROBES, KIMONOS AND SLIPPERS

\*Restrictions apply. Services are nontransferable. There are no credits given for forfeited services. Category images SP and SH are artists' renderings. \*\*One reservation per restaurant may be made in advance of sailing via Priority Check-in & Planning Center. All subsequent reservations must be made on board and are subject to availability. **Please note:** Penthouse and stateroom photos/renderings shown are examples of what is available and do not necessarily reflect all rooms or latest refurbishments, including but not limited to staterooms for guests with disabilities. The penthouse specially designed for guests with disabilities does not feature third berth.