

## — Ship Fact Sheet —

# AMAVENITA



AMAVENITA

Inspired by classic ocean yachts, AmaVenita is the epitome of European river cruising elegance and a destination in itself. Spacious staterooms, most with twin balconies, are just the beginning. Lounges with rich, vibrant color dazzle with exceptional riverside views while dining venues, including The Chef's Table specialty restaurant, serve award-winning cuisine featuring local flavors.



Main Lounge, AmaVenita

### Included Features:

- ◆ Panoramic Lounge with bar, piano and dance floor
- ◆ Walking track, pool with swim-up bar, fitness room and bicycles for in-port exploration
- ◆ Complimentary Wi-Fi
- ◆ Hair salon and massage services\*
- ◆ The Chef's Table specialty restaurant with glass-enclosed kitchen and tasting menu
- ◆ Breakfast and lunch buffets featuring regional cuisine; multi-course dinners made with fresh local ingredients
- ◆ Hand-selected wine, beer and soft drinks with meals—plus a Sip & Sail cocktail hour
- ◆ All-day tapas menu and afternoon tea; 24-hour coffee station
- ◆ Welcome Cocktail, Welcome Dinner, La Chaîne des Rôtisseurs Dinner, Captain's Cocktail and Gala Dinner

\*Additional costs apply.

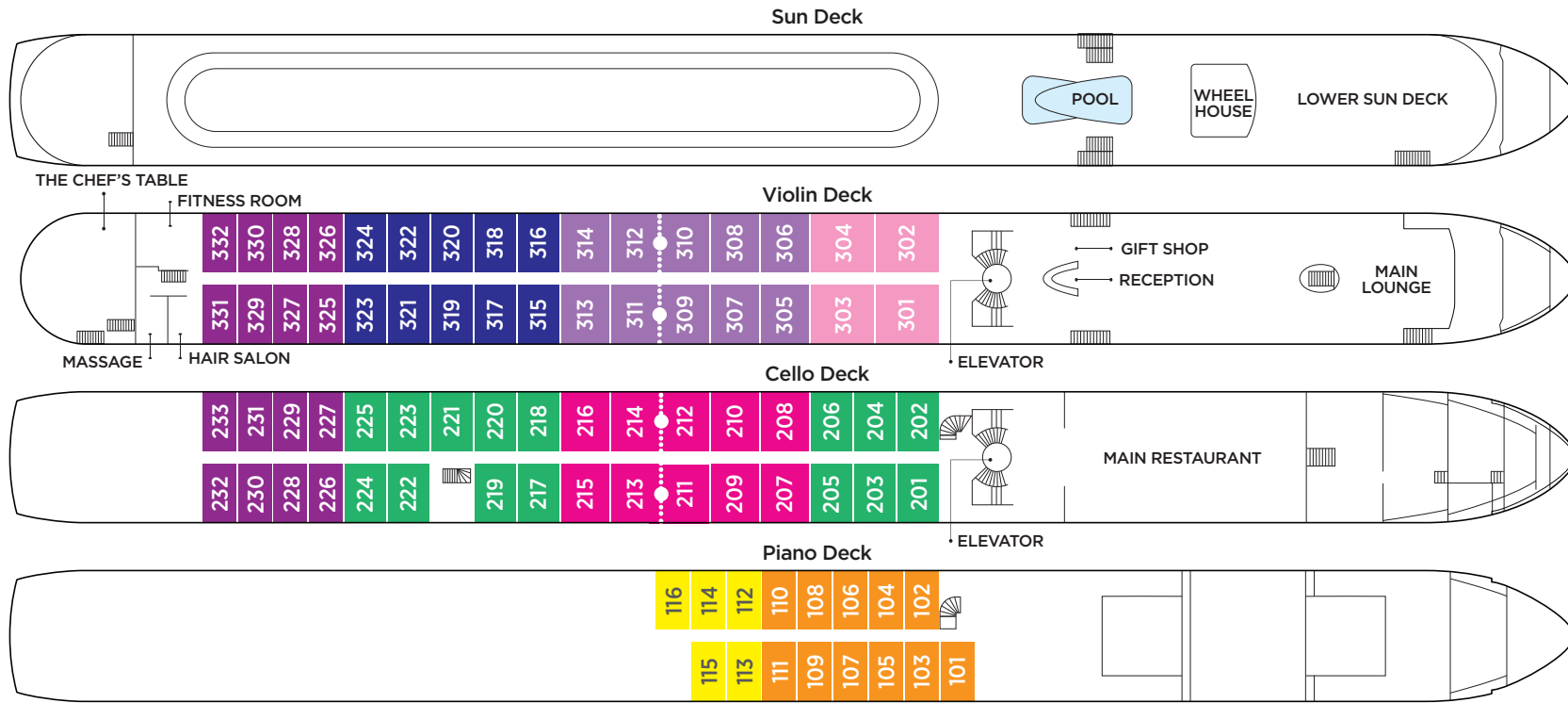
### Stateroom Accommodations:

- ◆ All outside accommodations, most with revolutionary twin balconies
- ◆ Marble bathrooms, multi-jet showers, soothing bath products, cotton bathrobes, slippers and hair dryer
- ◆ Spacious suites (300 sq. ft.) with substantial sitting area, mini fridge, bathtub, separate shower and double sinks
- ◆ Generous closet and storage space with in-room safe
- ◆ Entertainment-On-Demand with high-speed Internet, movies, music and English-language TV
- ◆ Individually controlled air-conditioning
- ◆ Bottled water replenished daily
- ◆ Connecting options in select staterooms



Twin Balcony, AmaVenita

# AMAVENITA

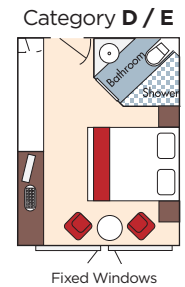
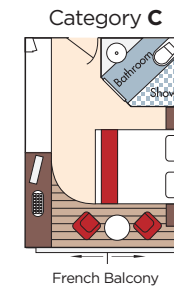
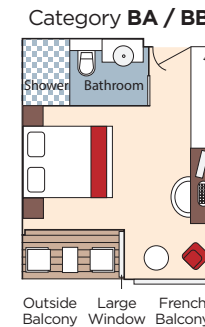
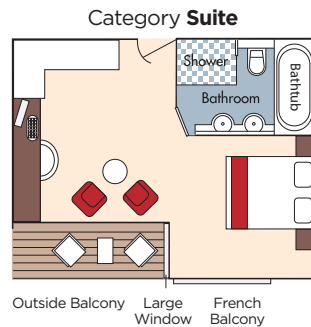


## Technical Data

**Year Built:**  
AmaVenita 2015  
**Length:** 443 ft.  
**Width:** 38 ft.  
**Crew:** 51 **Staterooms:** 81  
**Passengers:** 162  
**Registry:** Switzerland

Elevator reaches Main Restaurant, Lobby/Main Lounge and staterooms on Violin and Cello Deck.

<b>Suite</b>	Violin Deck / French & Outside Balcony - 300 sq. ft.
<b>Cat. AA</b>	Violin Deck / French & Outside Balcony - 235 sq. ft.
<b>Cat. AB</b>	Cello Deck / French & Outside Balcony - 235 sq. ft.
<b>Cat. BA</b>	Violin Deck / French & Outside Balcony - 210 sq. ft.
<b>Cat. BB</b>	Cello Deck / French & Outside Balcony - 210 sq. ft.
<b>Cat. C</b>	Violin & Cello Deck / French Balcony - 170 sq. ft.
<b>Cat. D</b>	Piano Deck / Fixed Windows - 160 sq. ft.
<b>Cat. E</b>	Piano Deck / Fixed Windows - 160 sq. ft.



..... Staterooms can become connecting by request.

Stateroom layouts are not to scale.

